



Neurographic Art



Lesson 3 - 3/8/2025

Vocabulary

Neurographic art

Mandala

Abstract art

Zentangle

Process art

Non-objective art

Vocabulary

Neurographic art

an art form invented by Pavel Piskarev in which you draw freeform lines or 'neuro lines' that are meant to enable the connection between the conscious and unconscious (from [Vancouver Visual Arts Foundation](#))

Zentangle

"An easy-to-learn, relaxing, and fun way to create beautiful images by drawing structured patterns" (from [Zentangle](#))

Mandala

"In the ancient Sanskrit language of Hinduism and Buddhism, mandala means "circle." Traditionally, a mandala is a geometric design or pattern that represents the cosmos or deities in various heavenly worlds." (from [Adobe](#))

Process art


art in which the final product is not as important as the process through which it was created

Abstract art


art that is an interpretation of something that exists through shapes, colors, texture, etc.

Non-objective art

art that has no basis in reality and uses shapes, colors, texture, etc.



Left: Wassily Kandinsky, *Swinging* (1925)



Right: Hilma af Klint, *The Ten Largest, No. 7, Adulthood, Group IV* (1907)

Neurographic Art



An art form invented by **Pavel Piskarev** in which you draw freeform lines or 'neuro lines' that are meant to enable the connection between the conscious and unconscious

(from [Vancouver Visual Arts Foundation](#))

Pavel Piskarev



Buddhist mandalas (various artists)





Chenrezig Sand Mandala was created and exhibited at the British House of Commons in 2008 during the Dalai Lama's visit. (from [Minneapolis Institute of Art](#))


Zentangle



Ms. Isa's Zentangle (and Zentangle-adjacent) art from when she was in middle school!







Today's agenda:

1) Neurographic art

30 minutes of individual creation time to engage with the neurographic art process

2) Finish up collaborative lenticular art pieces & paper dolls

- Work on your lenticular art pieces as a group BEFORE working on your paper dolls!
- Remember to add color!

30:00

Thank you!

Make sure you have all of your belongings before heading out!

CREDITS: This presentation template was created by [Slidesgo](#), including icons by [Flaticon](#), and infographics & images by [Freepik](#)

Please keep this slide for attribution