




Collaborative Mobile



Lesson 5 - 4/5/2025

Classroom Rules

Be kind!!!!

**Respect each
other (& each
other's artwork)**

**Do not tell others
what or *how* to
create**

**Create
respectfully &
appropriately**

**Respect our
materials**

**Stay
curious!**

Vocabulary Review



ABSTRACT ART

NON-OBJECTIVE ART


INSTALLATION ART

KINETIC ART

COMMUNITY ART




Alexander Calder




Constellation Mobile (1943)

Alexander Calder

Universe (1974)



.125 (1957)



Julia Condon



Mobile of Rainbow
Lights (2016)




Mobile of Angelic
Luminescence (2018)

Julia Condon



Hanging Mobile
with Illuminated
Blue Glass Orb
(2016)
1 (left), 2 (right)

Yuko Nishikawa



Celebration of the Weaver (2024)

Yuko Nishikawa



Memory Functions (2022)



Petrichor (2019)



Your task today...

Create 2 different parts for the collaborative class mobile:

#1: How you viewed yourself as an artist before taking Ms. Isa's Saturday Art classes

#2: How you view yourself as an artist now after having been in Ms. Isa's classes

MATERIALS: air-dry clay, beads, ribbon, watercolor (next class- after drying!)

Let's reflect!



During (now!)

What have you learned about art? What skills or topics have you learned about in here beyond fine visual arts or art history?



Before

Did you consider yourself to be an artist? Did you enjoy art class in school? Was art in your life at all? What did you think “being an artist” meant?

After

Do you think you will continue exploring art as a hobby? How do you see art fitting into your life after Saturday Art? Who are artists?

THANK YOU!

Make sure you have
all of your
belongings before
heading out!



CRÉDITOS: Esta plantilla de presentación fue creada por **Slidesgo**, que incluye iconos de **Flaticon** e infografías e imágenes de **Freepik**